
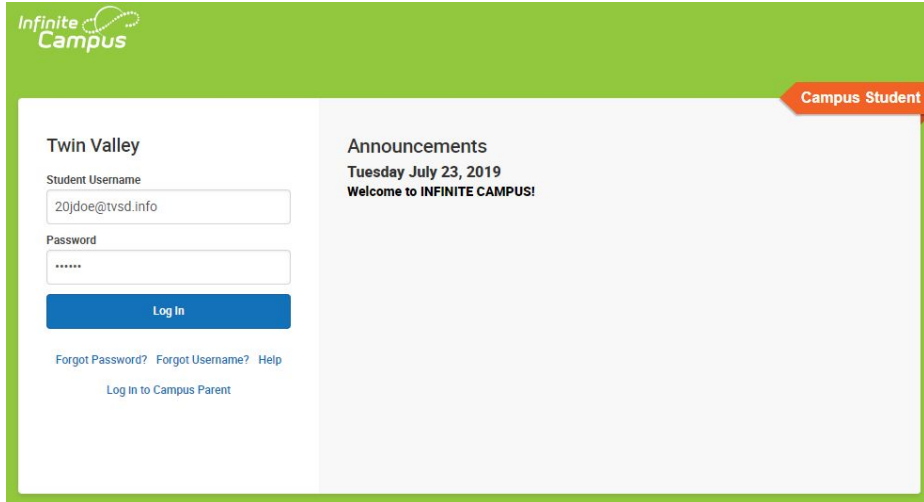


# Campus Student Account: Getting Started

The first time a student attempts to login to Campus Portal, they will need to set up their account settings and security email.

By default, all student usernames are identical to their Google email address, and their initial password is their 6-digit student ID number.

To complete the account setup, do the following:

<p>Go to the Campus Student login link (found on the TVSD website, under the Students page)</p> <p>Click the link labeled <b><a href="#">“Infinite Campus - Campus Student Login”</a></b></p>	
<p>Enter your username (example: <a href="mailto:20jdoe@tvsd.info">20jdoe@tvsd.info</a>)</p> <p>Enter your password (6-digit student ID)</p> <p>Click Login</p>	

You **may** get the account verification page.

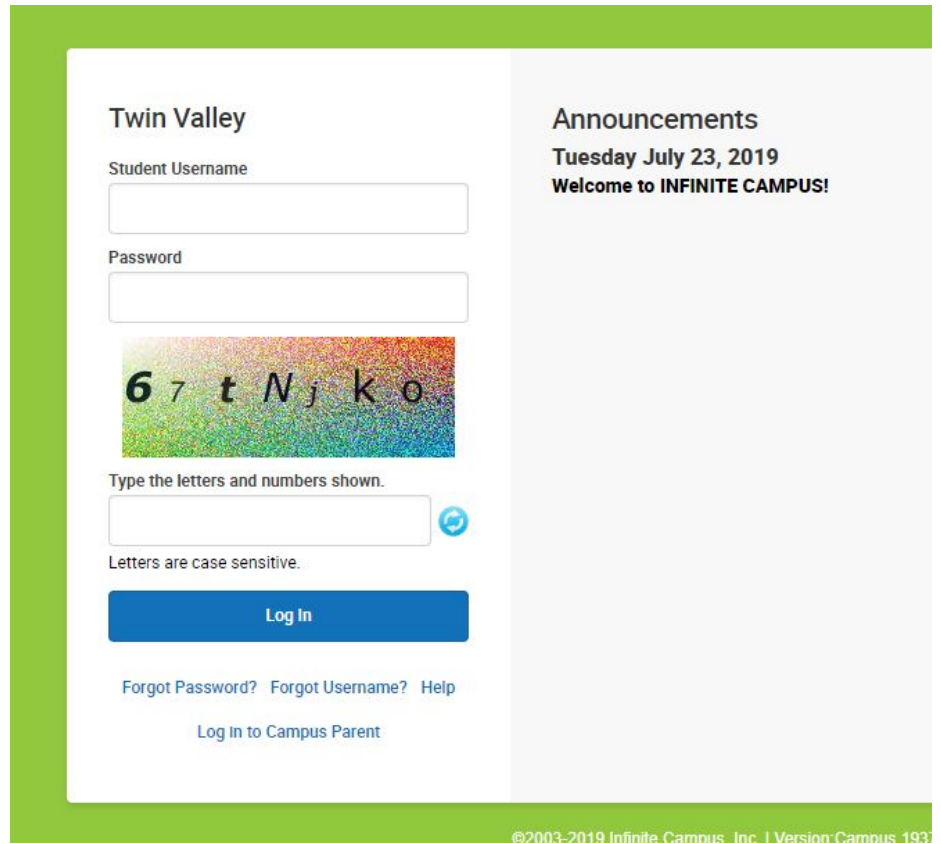
Enter your username (Google email).

Enter your password (6-digit number)

Enter the 'captcha' code presented. THIS IS CASE SENSITIVE WITH NO SPACES. (if the characters are hard to read, click the redo button:



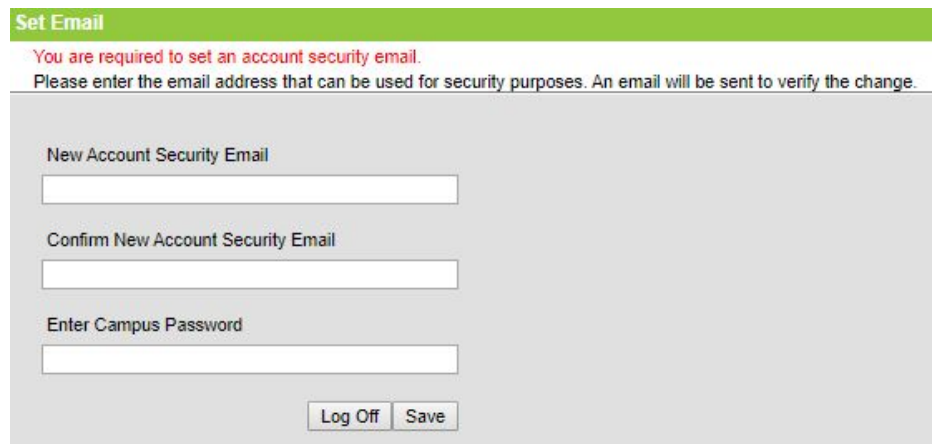
Click Login



You **may** be prompted to enter a security email.

Enter your tvsd.info account (twice to confirm)

Enter your password and click Save.



Account setup is complete.